



# 2017 CEU DAYS



The Florida ASLA and Oldcastle are proud to invite you to our 2017 CEU Days. Held throughout Florida in August, we'll be reviewing product specifications and their applications. The courses were chosen by surveying ASLA Florida members. Earn 6-1/2 CEU's – the subjects you chose in an hourly format.

To register hit control and [CLICK HERE](#)





## Earn 6 ½ Hours in one day...

- Permeable Paving System Design
- Permeable Paving System Maintenance
- Segmental Retaining Wall
- Paving with Porcelain
- Clay Paver Production and Specification
- ADA Textures and Applications
- Combining Horizontal and Vertical Surfaces

***ASLA & State Reviewed, Certified and Approved.  
Course Descriptions Available***

## 7 Locations Statewide in August...

- August 8<sup>th</sup> – Broward/Miami
- August 9<sup>th</sup> – Palm Beach/Treasure Coast
- August 15<sup>th</sup> – Gainesville/Jacksonville
- August 16<sup>th</sup> – Tallahassee
- August 22<sup>nd</sup> – Naples/Fort Myers
- August 23<sup>rd</sup> – Tampa
- August 29<sup>th</sup> – Orlando



## **Class Schedule and Descriptions, 8:00 – 4:30...**

- **Registration, 8:00 – 8:30**
- **Session 1, 8:30 – 9:30, Design Opportunities – Combining Horizontal and Vertical Surfaces**

### **Overview:**

Cohesive and resilient designs are hard to achieve. This course offers a basic review of material applications, aesthetic opportunities and specifications for horizontal and vertical surfaces. Highlighting “Industry Best Practices” for installation.

### **Learning Objectives:**

- Participants will understand how to access and use the available resources for material specification.
  - Participants will understand how to access and use the available resources for material installation.
  - Participants will learn about finish materials and their interaction with different sub straights.
  - Participants will understand “Value Engineering” opportunities during the design phase so as to insure their design intent through the bidding and construction phases.
- **Session 2, 9:40 – 10:40, Innovations in Segmental Retaining Walls**

### **Overview:**

This program will address the basic concepts about segmental retaining wall (SRW) systems. The presentation will address the history of reinforced earth structures and summarize the site conditions that impact SRW performance and design. Installation details, the proper construction sequence, and specifications are also addressed.

### **Learning Objectives:**

- Participants will learn the types and applications for earth retaining wall systems.
  - Participants will gain a greater understanding of how to specify segmental retaining walls.
  - Participants will learn the site conditions that influence system performance and design.
  - Participants will understand the overall construction sequence for segmental retaining walls.
- **Session 3, 10:50 – 11:50, PICP Design and Construction**

### **Overview:**

This presentation provides an introduction to permeable interlocking concrete pavement (PICP) systems. An overview of the problem with impervious surfaces and the advantages of Low Impact Development, specifically stormwater infiltration practices through pavement surfaces. The presentation addresses designing for hydrological and structural requirements, and reviews required details. The design approach discussed is based on the Interlocking Concrete Pavement Institute’s PICP design manual. Specifications and maintenance requirements are reviewed along with information on winter performance. Several project case studies illustrate the construction process.

### **Learning Objectives:**

- Participants will leave course with the understanding of how permeable interlocking concrete pavement can provide stormwater management benefits to land development projects.

- Participants will leave course with the understanding of proper specifications for construction of PICP systems.
  - Participants will leave course with the understanding of industry recommendations for maintenance of PICP systems.
  - Participants will leave course with the ability to identify industry resources for specifying and designing PICP systems.
- **Lunch, 12:00 – 12:30**
  - **Session 4, 12:30 – 1:00, Long Term Performance and Maintenance for PICP Systems**

**Overview:**

This program provides a brief overview of Permeable Interlocking Concrete Pavement (PICP) systems and then focuses on the long-term surface infiltration performance of these effective stormwater control measures. Mechanisms for sedimentation and clogging of PICP joints is discussed along with a review of ASTM C 1781 testing procedures. Total Suspended Solids (TSS) removal efficiencies and current research on variables that contribute to hydraulic performance of PICPs are discussed. The presentation concludes with information on surface infiltration maintenance and restoration methods including a review of available cleaning machines. PICP maintenance costs and inspection checklists are also reviewed.

**Learning Objectives:**

- Participants will understand clogging mechanisms for PICP surfaces.
  - Participants will be able to identify relationships among PICP joint widths, jointing stone size, and contributing impervious areas.
  - Participants will be able to identify different PICP joint cleaning machines, and their applications and effectiveness.
  - Participants will understand performance & maintenance criteria recommended for PICP systems.
- **Session 5, 1:10 – 2:10, Clay Brick Pavers 101**

**Overview:**

A review of Clay Brick Manufacturing, Specifications, Varieties, Installation, Uses.

**Learning Objectives:**

- Definition of a brick, different types of brick – emphasis on brick for paving
  - The manufacturing process
  - Specifications which govern brick manufacturing
  - Where to find brick
  - Installation methods and materials for paving brick
  - Installation details overview
  - Sizes and shapes
- **Session 6, 2:20 – 3:20, Porcelain Pavers**

**Overview:**

One of the most exciting developments in outdoor living is the arrival of ¾" thick porcelain outdoor pavers. The concept began to spark interest in 2012 and is continuing to grow in popularity. Outdoor porcelain pavers have the same benefits as regular porcelain –being frost-resistant, skid-resistant, durable and easy to clean – combined with incredibly high breakage loads (up to 2,000 pounds) creates the perfect solution for gardens, terraces and high traffic outdoor areas. Outdoor porcelain pavers can be dry laid onto grass, gravel, dirt and

sand – or onto terraces and roofs using raised supports – without grout, adhesives or specialized workers, making installation incredibly easy.

### **Learning Objectives:**

- Participants will be able to describe how porcelain pavers are generally manufactured and the differences between porcelain and other paving materials.
  - Participants will learn about the different applications in landscape design for porcelain pavers
  - Participants will learn how to specify porcelain pavers.
  - Participants will be able to identify the proper methods of installation for porcelain paving project.
  - Review of rooftop pedestal design, from specification through installation
- **Session 7, 3:30 – 4:30, Accessible Pavements**

### **Overview:**

The purpose of this presentation is to familiarize the designer with the ADA requirements for segmental pavements. To show how these pavements are tested for ADA compliance, and to show how the brick industry is taking a proactive approach to meeting those needs

### **Learning Objectives:**

- To familiarize the designer with ADA standards and PROWAG guidelines as they relate to segmental paving design.
- Designing segmental paving for public spaces and potential problems inherent to all types of pavements in public spaces.
- Testing methods for ADA compliant segmental paving and testing results.
- Addressing testing bias and public perception.